



	MM	INCHES							
16	(20)	3/4"	3-1/8"	1/2"	.93"	5"	4-7/16"	5.16"	1.06"
20	(20)	3/4"	3-1/8"	3/4"	1.06"	5"	4-7/16"	5.16"	1.26"
25	(20)	3/4"	3-1/8"	1"	1.16"	5"	4-7/16"	5.16"	1.42"
32	(26)	1"	3-1/8"	1-1/4"	1.40"	5"	4-7/16"	5.20"	1.75"
35	(26)	1"	3-1/8"	1-3/8"	1.42"	5"	4-11/16"	5.20"	1.75"
40	(26)	1"	3-1/8"	1-1/2"	1.58"	5"	4-11/16"	5.20"	2.07"
45	(26)	1"	3-1/8"	1-3/4"	1.73"	5"	4-11/16"	5.20"	2.28"
50	(36)	1-1/2"	3-1/8"	2"LD	2.11"	5"	4-7/8"	5.71"	2.66"
55	(36)	1-1/2"	3-1/8"	2"HD	2.26"	5"	4-7/8"	5.71"	2.80"
65	(36)	1-1/2"	3-1/8"	2-1/2"	2.40"	5"	4-7/8"	5.71"	3.23"

Note: Rivet centers rounded to the nearest 1/16 of an inch. Actual ring centers are 80 mm.





	MM	INCHES	EVEN						
16	(20)	3/4"	2-3/4"	1/2"	0.93"	8-1/2"	6-7/8"	7.52"	1.06"
20	(20)	3/4"	2-3/4"	3/4"	1.06"	8-1/2"	6-7/8"	7.52"	1.26"
25	(20)	3/4"	2-3/4"	1"	1.16"	8-1/2"	6-7/8"	7.52"	1.42"
30	(26)	1"	2-3/4"	1-1/4"	1.38"	8-1/2"	7-1/16"	7.60"	1.67"
35	(26)	1"	2-3/4"	1-3/8"	1.42"	8-1/2"	7-1/16"	7.60"	1.75"
40	(26)	1"	2-3/4"	1-1/2"	1.57"	8-1/2"	7-1/16"	7.60"	2.07"
45	(26)	1"	2-3/4"	1-3/4"	1.93"	8-1/2"	7-1/16"	7.60"	2.32"
50	(26)	1"	2-3/4"	2" LD	1.75"	8-1/2"	7-1/16"	7.60"	2.58"
55	(36)	1-1/2"	2-3/4"	2" HD	2.26"	8-1/2"	7-3/16"	8.03"	2.81"
65	(36)	1-1/2"	2-3/4"	2-1/2"	2.40"	8-1/2"	7-3/16"	8.03"	3.23"


Note: Rivet centers rounded to the nearest 1/16 of an inch.





	MM	INCHES							
15	(20)	3/4"	4-1/4"	1/2"	.93"	11"	9-7/8"	10.51"	1.06"
20	(20)	3/4"	4-1/4"	3/4"	1.06"	11"	9-7/8"	10.51"	1.26"
25	(20)	3/4"	4-1/4"	1"	1.16"	11"	9-7/8"	10.51"	1.42"
30	(26)	1"	4-1/4"	1-1/4"	1.38"	11"	10"	10.55"	1.67"
35	(26)	1"	4-1/4"	1-3/8"	1.42"	11"	10"	10.55"	1.75"
40	(26)	1"	4-1/4"	1-1/2"	1.57"	11"	10"	10.55"	2.07"
45	(36)	1-1/2"	4-1/4"	1-3/4"	1.93"	11"	10-3/16"	11.04"	2.32"
50	(26)	1"	4-1/4"	2"LD	1.75"	11"	10-3/16"	10.55"	2.58"
55	(36)	1-1/2"	4-1/4"	2"HD	2.26"	11"	10-3/16"	11.04"	2.81"
65	(36)	1-1/2"	4-1/4"	2-1/2"	2.40"	11"	10-3/16"	11.04"	3.23"

Note: Rivet centers rounded to the nearest 1/16 of an inch.






	MM	INCHES	EVEN						
15	(20)	3/4"	3-1/8"	1/2"	0.93"	11-3/4"	10-1/4"	11.46"	1.06"
20	(20)	3/4"	3-1/8"	3/4"	1.06"	11-3/4"	10-1/4"	11.46"	1.26"
25	(26)	1"	3-1/8"	1"	1.16"	11-3/4"	11"	11.54"	1.50"
30	(26)	1"	3-1/8"	1-1/4"	1.38"	11-3/4"	11"	11.54"	1.67"
35	(26)	1"	3-1/8"	1-3/8"	1.57"	11-3/4"	11"	11.54"	1.75"
40	(26)	1"	3-1/8"	1-1/2"	1.42"	11-3/4"	11"	11.54"	2.07"
45	(26)	1"	3-1/8"	1-3/4"	1.73"	11-3/4"	11"	11.54"	2.28"
45	(36)	1-1/2"	3-1/8"	1-3/4"	1.93"	11-3/4"	12"	12"	2.32"
50	(36)	1-1/2"	3-1/8"	2"LD	1.75"	11-3/4"	11.14" *	11.54"	2.66"
55	(36)	1-1/2"	3-1/8"	2"HD	2.26"	11-3/4"	11.14" *	12"	2.80"
65	(36)	1-1/2"	3-1/8"	2-1/2"	2.40"	11-3/4"	11.14" *	12"	3.23"

Note: Rivet centers rounded to the nearest 1/16 of an inch. Actual ring centers are 80 mm.

* Standard with center rivet hole = rivet hole spacing = 5.57" x 2





	MM	INCHES							
20	(20)	3/4"	3-1/8"	3/4"	.96"	5"	4-1/2"	5.12"	1.24"
25	(20)	3/4"	3-1/8"	1"	.98"	5"	4-1/2"	5.12"	1.42"
30	(26)	1"	3-1/8"	1-1/4"	1.20"	5"	4-11/16"	5.24"	1.67"
35	(26)	1"	3-1/8"	1-3/8"	1.20"	5"	4-11/16"	5.24"	1.87"
40	(26)	1"	3-1/8"	1-1/2"	1.24"	5"	4-11/16"	5.24"	2.13"
45	(26)	1"	3-1/8"	1-3/4"	1.30"	5"	4-11/16"	5.24"	2.20"
45	(36)	1-1/2"	3-1/8"	1-3/4"	1.63"	5"	4-7/8"	5.71"	2.30"
50	(26)	1"	3-1/8"	2"	1.34"	5"	4-11/16"	5.24"	2.52"
55	(36)	1-1/2"	3-1/8"	2"	1.57"	5"	4-7/8"	5.71"	2.72"
65	(36)	1-1/2"	3-1/8"	2-1/2"	1.69"	5"	4-7/8"	5.71"	3.23"


Note: Rivet centers rounded to the nearest 1/16 of an inch. Actual rivet centers are 80 mm.





	MM	INCHES	EVEN						
20	(20)	3/4"	2-3/4"	3/4"	0.96"	8-1/2"	6-7/8"	7.52"	1.24"
25	(20)	3/4"	2-3/4"	1"	0.98"	8-1/2"	6-7/8"	7.52"	1.42"
26	(26)	1"	2-3/4"	1"	1.02"	8-1/2"	7-1/16"	7.60"	1.48"
30	(26)	1"	2-3/4"	1-1/4"	1.20"	8-1/2"	7-1/16"	7.60"	1.67"
35	(26)	1"	2-3/4"	1-3/8"	1.20"	8-1/2"	7-1/16"	7.60"	1.87"
40	(26)	1"	2-3/4"	1-1/2"	1.24"	8-1/2"	7-1/16"	7.60"	2.13"
45	(26)	1"	2-3/4"	1-3/4"	1.30"	8-1/2"	7-1/16"	7.60"	2.20"
45	(26)	1"	2-3/4"	1-3/4"	1.63"	8-1/2"	7-3/16"	7.60"	2.30"
50	(26)	1"	2-3/4"	2"LD	1.34"	8-1/2"	7-1/16"	7.60"	2.52"
55	(36)	1-1/2"	2-3/4"	2"HD	1.57"	8-1/2"	7-3/16"	8.03"	2.72"
65	(36)	1-1/2"	2-3/4"	2-1/2"	1.69"	8-1/2"	7-3/16"	8.03"	3.23"


Note: Rivet centers rounded to the nearest 1/16 of an inch.





	MM	INCHES							
20	(20)	3/4"	4-1/4"	3/4"	.96"	11"	9-7/8"	10.51"	1.24"
25	(20)	3/4"	4-1/4"	1"	.98"	11"	9-7/8"	10.51"	1.42"
30	(26)	1"	4-1/4"	1-1/4"	1.20"	11"	10"	10.55"	1.67"
35	(26)	1"	4-1/4"	1-3/8"	1.20"	11"	10"	10.55"	1.87"
40	(26)	1"	4-1/4"	1-1/2"	1.24"	11"	10"	10.55"	2.13"
45	(26)	1"	4-1/4"	1-3/4"	1.30"	11"	10"	10.55"	2.20"
45	(36)	1-1/2"	4-1/4"	1-3/4"	1.63"	11"	10-3/16"	11.04"	2.30"
50	(26)	1"	4-1/4"	2"	1.34"	11"	10"	10.55"	2.52"
55	(36)	1-1/2"	4-1/4"	2"	1.57"	11"	10-3/16"	11.04"	2.72"
65	(36)	1-1/2"	4-1/4"	2-1/2"	1.69"	11"	10-3/16"	11.04"	3.23"

Note: Rivet centers rounded to the nearest 1/16 of an inch.






	MM	INCHES	EVEN						
20	(20)	3/4"	3-1/8"	3/4"	.96"	11-3/4"	10-3/4"	11.46"	1.24"
25	(20)	3/4"	3-1/8"	1"	.98"	11-3/4"	10-3/4"	11.46"	1.42"
30	(26)	1"	3-1/8"	1-1/4"	1.20"	11-3/4"	11"	11.54"	1.67"
35	(26)	1"	3-1/8"	1-3/8"	1.20"	11-3/4"	11"	11.54"	1.87"
40	(26)	1"	3-1/8"	1-1/2"	1.24"	11-3/4"	11"	11.54"	2.13"
45	(26)	1"	3-1/8"	1-3/4"	1.63"	11-3/4"	11"	11.54"	2.30"
45	(36)	1-1/2"	3-1/8"	1-3/4"	1.30"	11-3/4"	11-1/8"	11.99"	2.20"
50	(26)	1"	3-1/8"	2"LD	1.34"	11-3/4"	11"	11.54"	2.52"
55*	(36)	1-1/2"	3-1/8"	2"HD	1.63"	11-3/4"	11-1/8"	11.99"	2.72"
65*	(36)	1-1/2"	3-1/8"	2-1/2"	1.69"	11-3/4"	11-1/8"	11.99"	3.23"

Note: Rivet centers rounded to the nearest 1/16 of an inch. Actual ring centers are 80 mm.

* = With Center Rivet Hole.





	MM	INCHES							
16	(20)	3/4"	3-1/8"	1/2"	0.81"	5"	4-7/16"	5.12"	0.87"
20	(20)	3/4"	3-1/8"	3/4"	0.93"	5"	4-7/16"	5.12"	0.98"
25	(20)	3/4"	3-1/8"	1"	1.20"	5"	4-7/16"	5.12"	1.24"
26	(26)	1"	3-1/8"	1"	1.26"	5"	4-11/16"	5.24"	1.30"
30	(20)	3/4"	3-1/8"	1-1/4"	1.36"	5"	4-7/16"	5.12"	1.44"
32	(26)	1"	3-1/8"	1-1/4"	1.46"	5"	4-11/16"	5.24"	1.50"
38	(26)	1"	3-1/8"	1-1/2"	1.73"	5"	4-11/16"	5.24"	1.81"
50	(36)	1-1/2"	3-1/8"	2"	2.24"	5"	4-7/8"	5.71"	2.24"


Note: Rivet centers rounded to the nearest 1/16 of an inch. Actual ring centers are 80 mm.





	MM	INCHES							
16	(20)	3/4"	2-3/4"x2-3/4"	1/2"	.81"	8-1/2"	6-7/8"	7.52"	.87"
20	(20)	3/4"	2-3/4"x2-3/4"	3/4"	.98"	8-1/2"	6-7/8"	7.52"	1"
26	(26)	1"	2-3/4"x2-3/4"	1"	1.26"	8-1/2"	7-1/16"	7.60"	1.30"
32	(26)	1"	2-3/4"x2-3/4"	1-1/4"	1.46"	8-1/2"	7-1/16"	7.60"	1.50"
38	(26)	1"	2-3/4"x2-3/4"	1-1/2"	1.73"	8-1/2"	7-1/16"	7.60"	1.81"
50	(36)	1-1/2"	2-3/4"x2-3/4"	2"	2.24"	8-1/2"	7-3/16"	8.05"	2.24"


Note: Rivet centers rounded to the nearest 1/16 of an inch.





PDR	MM	INCHES								
16	(20)	3/4"	4-1/4"x4-1/4"	1/2"	0.81"	11"	9-7/8"	10.51"	0.87"	
20	(20)	3/4"	4-1/4"x4-1/4"	3/4"	0.93"	11"	9-7/8"	10.51"	0.98"	
25	(20)	3/4"	4-1/4"x4-1/4"	1"	1.20"	11"	9-7/8"	10.51"	1.24"	
26	(26)	1"	4-1/4"x4-1/4"	1"	1.26"	11"	10"	10.55"	1.30"	
30	(20)	3/4"	4-1/4"x4-1/4"	1-1/4"	1.38"	11"	9-7/8"	10.51"	1.42"	
32	(26)	1"	4-1/4"x4-1/4"	1-1/4"	1.46"	11"	10"	10.55"	1.50"	
35	(20)	3/4"	4-1/4"x4-1/4"	1-3/8"	1.52"	11"	9-7/8"	10.51"	1.61"	
38	(26)	1"	4-1/4"x4-1/4"	1-1/2"	1.73"	11"	10"	10.55"	1.81"	
45	(26)	1"	4-1/4"x4-1/4"	1-3/4"	2.01"	11"	10"	10.55"	2.07"	
50	(36)	1-1/2"	4-1/4"x4-1/4"	2"	2.24"	11"	10-1/4"	11.04"	2.24"	

Note: Rivet centers rounded to the nearest 1/16 of an inch.





	MM	INCHES	EVEN						
16	(20)	3/4"	3-1/8"	1/2"	0.81"	11-3/4"	10-3/4"	11.46"	0.87"
20	(20)	3/4"	3-1/8"	3/4"	0.93"	11-3/4"	10-3/4"	11.46"	0.98"
25	(20)	3/4"	3-1/8"	1"	1.20"	11-3/4"	10-3/4"	11.46"	1.24"
26	(26)	1"	3-1/8"	1"	1.26"	11-3/4"	11"	11.54"	1.30"
30	(20)	3/4"	3-1/8"	1-1/4"	1.36"	11-3/4"	10-3/4"	11.46"	1.44"
32	(26)	1"	3-1/8"	1-1/4"	1.46"	11-3/4"	11"	11.54"	1.50"
38	(26)	1"	3-1/8"	1-1/2"	1.73"	11-3/4"	11"	11.54"	1.81"
50	(36)	1-1/2"	3-1/8"	2"	2.24"	11-3/4"	11-1/8"	11.99"	2.24"

Note: Rivet centers rounded to the nearest 1/16 of an inch. Actual ring centers are 80 mm.

